

ESL KIDS WORLD: CARDS CRAZINESS: PRESENT CONTINUOUS

Step 1: Get a card from your teacher and then find the question that corresponds to that card.


For example: **The Ace** corresponds with the **Ace Question**.

Step 2: Read this question. Step 3: Ask any classmate this question.

Step 4: When your classmate has answered the question, report their answer back to the teacher and pick up another card.


Step 5: Repeat this process again and again.

What do you like doing? —→ Cindy said, she likes playing tennis.



2. Are you talking to me?

3. What is he doing?



4. What is she doing?

5. Is he performing a song?

6. Is he writing a story?

7. Is he getting ready for bed?

8. Are you listening to music?



9. Is she acting on T.V?

10. Is she making a board game?

Jack. Is she beginning to walk?

Queen. What do you like learning?

King. Does she like sitting down?



Ace. Does he like going to the beach?